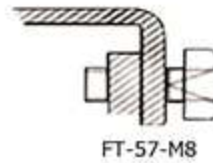
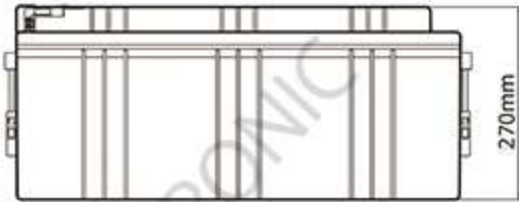
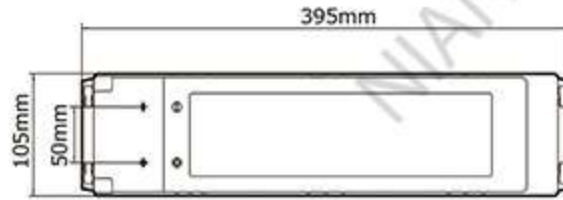
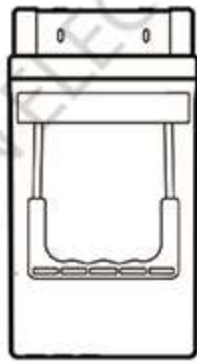


FTB12-100 (12V-100Ah)



FTB12-100 (12V-100Ah) Specifications

Battery Model	FTB 12-100			
Designed Life (Years, 25 °C)	12			
Capacity (Ah, 25 °C)	10 HR (10A, 1.80V/Cell)	5 HR (16A, 1.80V/Cell)	3 HR (25.5A, 1.80V/Cell)	1 HR (52.8A, 1.75V/Cell)
	100	80	76.5	52.8
Dimensions	Length (mm)	Width (mm)	Height (mm)	Total Height (mm)
	395	105	270	270
Approx. Weight (kg)	28.5			
Internal Resistance (mΩ)	4.8			
Max. Discharge Current (A/3 Sec)	799			
Self-Discharge (25 °C)	≤ 1.5% per Month			
Charge Voltage (V/Cell/25 °C)	Cycle Use		Float Use	
	2.35 (-3.5 mV/ °C/Cell), Max Charge Current: 20 A		2.25(-3.5 mV/ °C/Cell)	
Terminal Type	FT-57-M8			

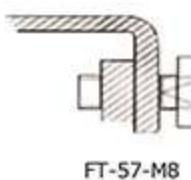
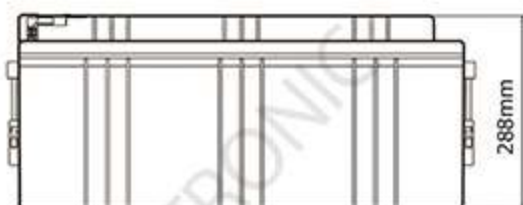
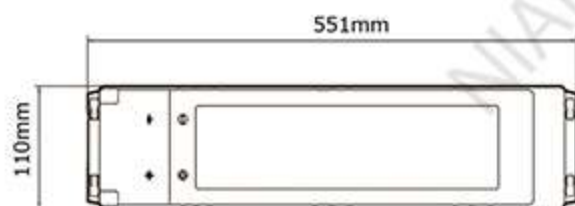
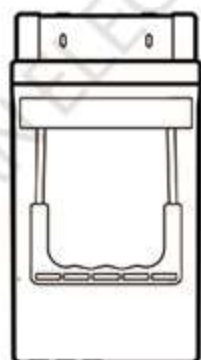
Constant Current Discharge Data (25°C, A)

End Voltage (V/Cell)	5min	10min	15min	30min	45min	1h	2h	3h	4h	5h	6h	8h	10h	20h
1.60	261.10	208.90	172.60	118.30	82.47	62.81	37.53	27.74	21	17.39	14.92	11.31	10.40	5.58
1.65	244	191.30	163.60	110.80	75.81	59.46	36.68	27.27	20.80	17.29	14.82	11.26	10.24	5.53
1.70	224.30	172.10	150.80	103.40	70.28	54.16	35.72	26.70	20.52	17.10	14.63	11.17	10.14	5.50
1.75	206.80	157.80	141.80	99.15	68.53	52.79	35.16	26.41	20.23	16.82	14.44	11.12	10.08	5.46
1.80	184.40	146.60	130.50	91.14	61.54	48.92	34.17	25.50	19.80	16	14.25	10.93	10	5.39

Constant Power Discharge Data (25°C, W/Cell)

End Voltage (V/Cell)	5min	10min	15min	30min	45min	1h	2h	3h	4h	5h	6h	8h	10h	20h
1.60	443.30	389.50	327.80	204.30	148.20	125.40	71.73	52.73	40.19	32.25	28.69	21.57	20	10.34
1.65	424.50	270.50	308.80	194.75	143.50	123.50	71.16	52.06	39.90	33.16	28.50	21.52	19.60	10.30
1.70	402.40	357.20	292.60	188.10	139.70	121.60	70.21	51.30	39.71	32.97	28.22	21.45	19	10.24
1.75	380	334.40	278.40	179.60	134.90	117.80	69.83	50.83	39.43	32.68	28.03	21.38	18.60	10.19
1.80	353.60	314.60	262.20	172	130.20	114	68.97	49.42	38.84	31.17	27.84	21.28	18	10.12

FTB12-150 (12V-150Ah)



FTB12-150 (12V-150Ah) Specifications

Battery Model	FTB 12-150			
Designed Life (Years, 25 °C)	12			
Capacity (Ah, 25 °C)	10 HR (15.0A, 1.80V/Cell)	5 HR (25A, 1.80V/Cell)	3 HR (37.5A, 1.80V/Cell)	1 HR (83.36A, 1.75V/Cell)
	150	125	112.5	83.36
Dimensions	Length (mm)	Width (mm)	Height (mm)	Total Height (mm)
	551	110	288	288
Approx. Weight (kg)	44.50			
Internal Resistance (mΩ)	3.6			
Max. Discharge Current (A/3 Sec)	1092			
Self-Discharge (25 °C)	≤ 1.5% per Month			
Charge Voltage (V/Cell/25 °C)	Cycle Use		Float Use	
	2.35 (-3.5 mV/°C/cell), Max Charge Current: 30 A		2.25(-3.5 mV/°C/cell)	
Terminal Type	FT-57-M8			

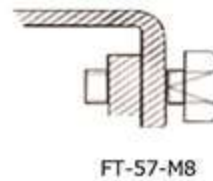
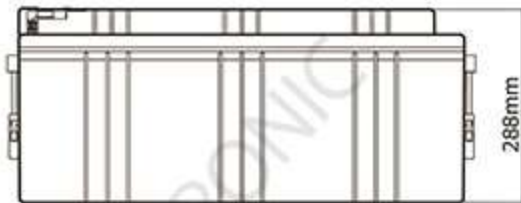
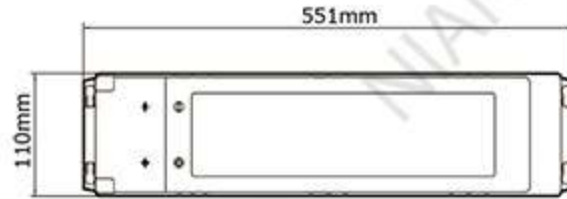
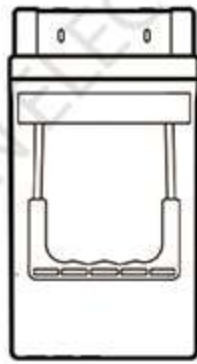
Constant Current Discharge Data (25°C, A)

End Voltage (V/Cell)	5min	10min	15min	30min	45min	1h	2h	3h	4h	5h	6h	8h	10h	20h
1.60	412.30	329.80	272.60	186.80	130.20	99.18	59.29	42.62	34.076	28.10	23.93	18.57	15.60	8.38
1.65	385.30	302.10	258.40	175	119.70	93.88	57.91	41.43	34.17	27.74	22.75	18.45	15.36	8.30
1.70	354.20	271.80	228.20	163.30	111	85.52	56.42	40.60	23.57	27.50	23.57	18.33	15.24	8.25
1.75	326.50	249.10	223.90	156.60	108.20	83.36	55.52	40.12	32.98	27.14	23.32	18.10	15.12	8.22
1.80	291.20	231.40	206.10	134	97.16	77.24	52.50	37.50	30	25	23.10	17.80	15	8.19

Constant Power Discharge Data (25°C, W/Cell)

End Voltage (V/Cell)	5min	10min	15min	30min	45min	1h	2h	3h	4h	5h	6h	8h	10h	20h
1.60	706	568	491	312	245	187	113.20	78.60	63.50	52.80	45.10	34.20	29.80	15.50
1.65	675	535	476	305	238	182	112.30	77.30	63.10	52.50	44.80	34.10	29.75	15.45
1.70	642	498	450	295	231	175	110.90	76.50	62.80	52.30	44.50	34	29.70	15.40
1.75	605	467	432	288	223	171	110.20	75.30	62.30	51.60	44.20	33.80	29.60	15.35

FTB12-155 (12V-155Ah)



FTB12-155 (12V-155Ah) Specifications

Battery Model	FTB 12-155			
Designed Life (Years, 25 °C)	12			
Capacity (Ah, 25 °C)	10 HR (15.5A, 1.80V/Cell)	5 HR (25.5A, 1.80V/Cell)	3 HR (38.5A, 1.80V/Cell)	1 HR (83.36A, 1.75V/Cell)
	155	127.5	115.5	83.36
Dimensions	Length (mm)	Width (mm)	Height (mm)	Total Height (mm)
	551	110	288	288
Approx. Weight (kg)	45			
Internal Resistance (mΩ)	3.6			
Max. Discharge Current (A/3 Sec)	1092			
Self-Discharge (25 °C)	≤ 1.5% per Month			
Charge Voltage (V/Cell/25 °C)	Cycle Use		Float Use	
	2.35 (-3.5 mV/°C/cell), Max Charge Current: 30 A		2.25(-3.5 mV/ °C/cell)	
Terminal Type	FT-57-M8			

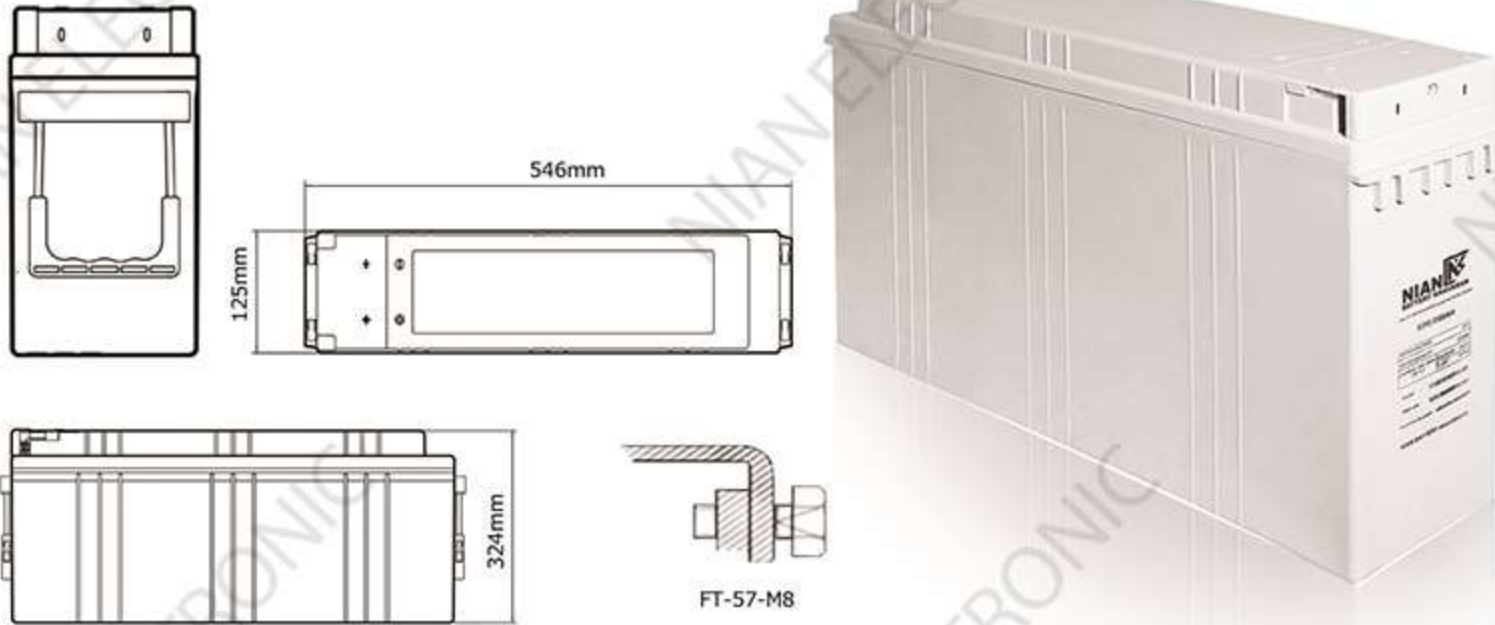
Constant Current Discharge Data (25°C, A)

End Voltage (V/Cell)	5min	10min	15min	30min	45min	1h	2h	3h	4h	5h	6h	8h	10h	20h
1.60	412.30	329.80	272.60	186.80	130.20	99.18	59.29	42.62	34.76	28.10	23.93	18.57	15.79	8.38
1.65	385.30	302.10	258.40	175	119.70	93.88	57.91	41.43	34.17	27.74	22.75	18.45	15.73	8.30
1.70	354.20	271.80	228.20	163.30	111	85.52	56.42	40.60	23.57	27.50	23.57	18.33	15.65	8.25
1.75	326.50	249.10	223.90	156.60	108.20	83.36	55.52	40.12	32.98	27.14	23.32	18.10	15.57	8.22
1.80	291.20	231.40	206.10	134	97.16	78	52.50	38.5	30	25.5	23.10	17.80	15.50	8.19

Constant Power Discharge Data (25°C, W/Cell)

End Voltage (V/Cell)	5min	10min	15min	30min	45min	1h	2h	3h	4h	5h	6h	8h	10h	20h
1.60	706	568	491	312	245	187	113.20	78.60	63.50	52.80	45.10	34.20	30.80	15.50
1.65	675	535	476	305	238	182	112.30	77.30	63.10	52.50	44.80	34.10	30.75	15.45
1.70	642	498	450	295	231	175	110.90	76.50	62.80	52.30	44.50	34	30.70	15.40
1.75	605	467	432	288	223	171	110.20	75.30	62.2	51.60	44.20	33.80	30.60	15.35
1.80	563	450	415	259.80	215	166.62	105.10	71.54	56.60	48.65	43.80	33.40	30.48	15.30

FTB12-200 (12V-200Ah)



FTB12-200 (12V-200Ah) Specifications

Battery Model	FTB 12-200			
Designed Life (Years, 25 °C)	12			
Capacity (Ah, 25 °C)	10 HR (20.0A, 1.80V/Cell)	5 HR (35.58A, 1.80V/Cell)	3 HR (50.75A, 1.80V/Cell)	1 HR (111.7A, 1.75V/Cell)
	200	178	152.2	111.7
Dimensions	Length (mm)	Width (mm)	Height (mm)	Total Height (mm)
	546	125	324	324
Approx. Weight (kg)	59.0			
Internal Resistance (mΩ)	4			
Max. Discharge Current (A/3 Sec)	1500			
Self-Discharge (25 °C)	≤ 1.5% per Month			
Charge Voltage (V/Cell/25 °C)	Cycle Use		Float Use	
	2.35 (-3.5 mV/ °C/cell), Max Charge Current: 40 A		2.25(-3.5 mV/ °C/cell)	
Terminal Type	FT-57-M8			

Constant Current Discharge Data (25°C, A)

End Voltage (V/Cell)	5min	10min	15min	30min	45min	1h	2h	3h	4h	5h	6h	8h	10h	20h
1.60	552.50	442	365.30	250.30	174.50	139.90	79.40	54.83	42.42	37.16	31.68	24.63	20.63	11.16
1.65	516.20	404.80	346.20	224.55	160.40	125.80	77.60	53.20	41.74	36.74	31.47	24.53	20.42	11.05
1.70	474.60	364.20	319.20	218.80	148.70	114.60	75.60	52.28	40.96	36.42	31.26	24.21	20.32	10.84
1.75	437.50	333.80	300	209.80	145	111.70	74.40	51.67	40.29	36	30.95	24	20.11	10.79
1.80	390.20	310.10	276.20	192.80	130.20	102.50	72.30	50.75	40	35.58	30.63	23.68	20	10.74

Constant Power Discharge Data (25°C, W/Cell)

End Voltage (V/Cell)	5min	10min	15min	30min	45min	1h	2h	3h	4h	5h	6h	8h	10h	20h
1.60	929.10	747.60	600	476.30	352.80	250.30	158.90	115.80	88.21	71.05	60.95	47.26	40.69	21.47
1.65	888.40	703.60	578.90	460.30	341.70	243.60	155.60	112.60	87.05	70.74	60.74	47.05	40.51	21.37
1.70	844.40	655.10	547.40	440	332.60	233.30	153.30	109.50	85.89	70.42	60.42	46.74	40.37	21.16
1.75	796.10	614.40	508.40	417.90	329.30	227.80	151.20	108.40	84.95	69.89	60	46.53	40.23	20.95
1.80	740.70	591.90	497.90	407.40	318	219.90	147.70	105.30	84.53	69.16	59.58	46.21	39.43	20.84